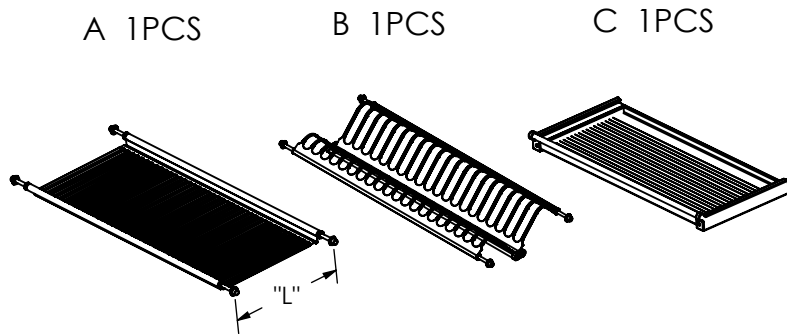


Fixing Instruction for A01 Series-Plate & Dish Holder

1、Accessories :

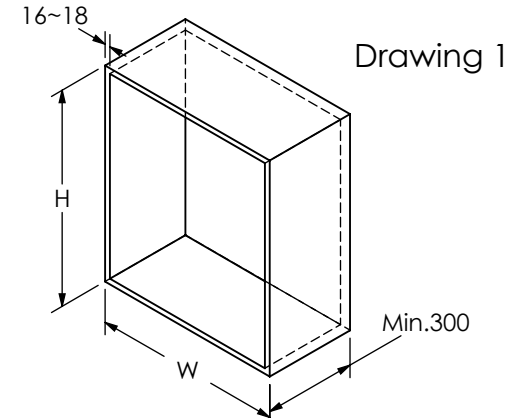


2、Specification & Cabinet Width :

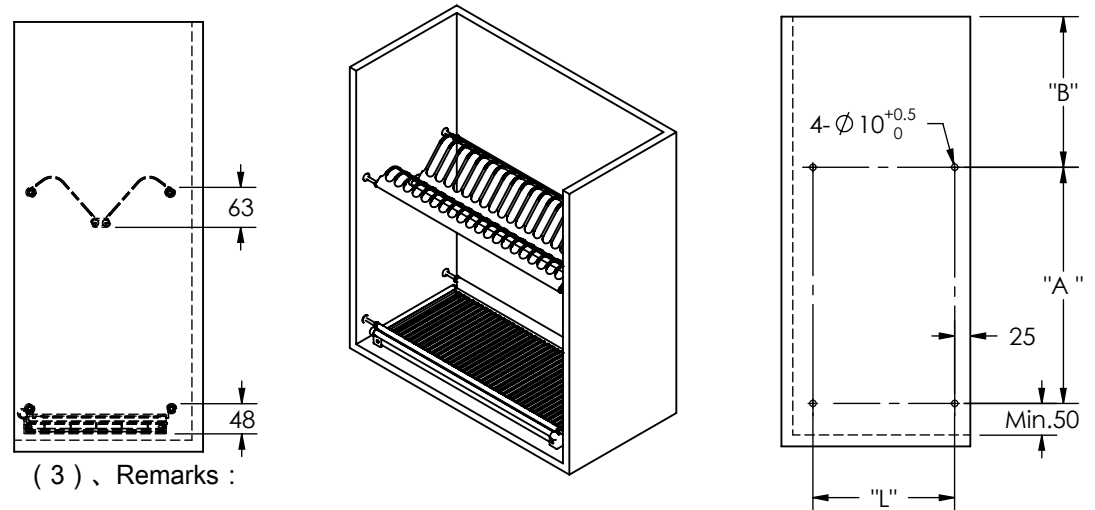
Specification	Cabinet Width
D*W*H	W
280*365*65	400
280*415*65	450
280*465*65	500
280*515*65	550
280*565*65	600
280*615*65	650
280*665*65	700
280*715*65	750
280*765*65	800
280*815*65	850
280*865*65	900
280*915*65	950
280*965*65	1000

3、Fixing Step :

(1) 、 Choose a suitable cabinet according the specification of particular products(Please refer to drawing 1) :



(2) 、 Drill the side-board of the cabinet then fix accessory "A","B" one by one as the following drawings.



(3) 、 Remarks :

a) Size "A" & Size "B" are based on high of cabinet. The following size are for your reference :

A=275mm , B=300mm (Both Size for reference only) L=225mm

b、 Depth of 4- $\phi 10$ hold is 7~9mm, please be careful that the side-board of cabinet not to be drilled through.